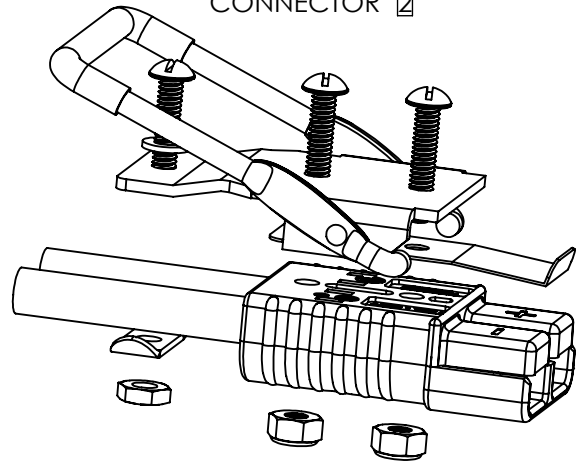


THE INFORMATION CONTAINED IN THIS DRAWING IS THE SOLE PROPERTY OF ANDERSON POWER PRODUCTS. ANY REPRODUCTION IN PART OR WHOLE WITHOUT THE WRITTEN PERMISSION OF ANDERSON POWER PRODUCTS IS PROHIBITED.

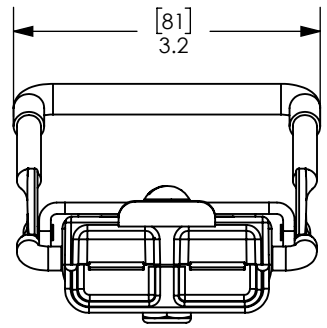
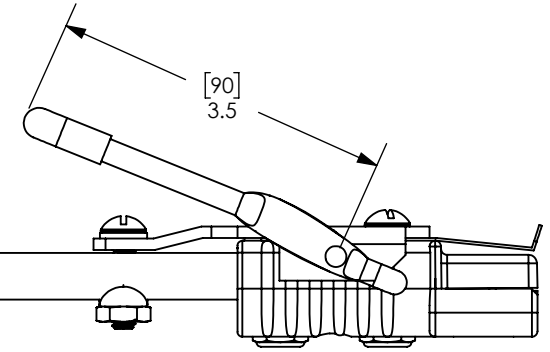
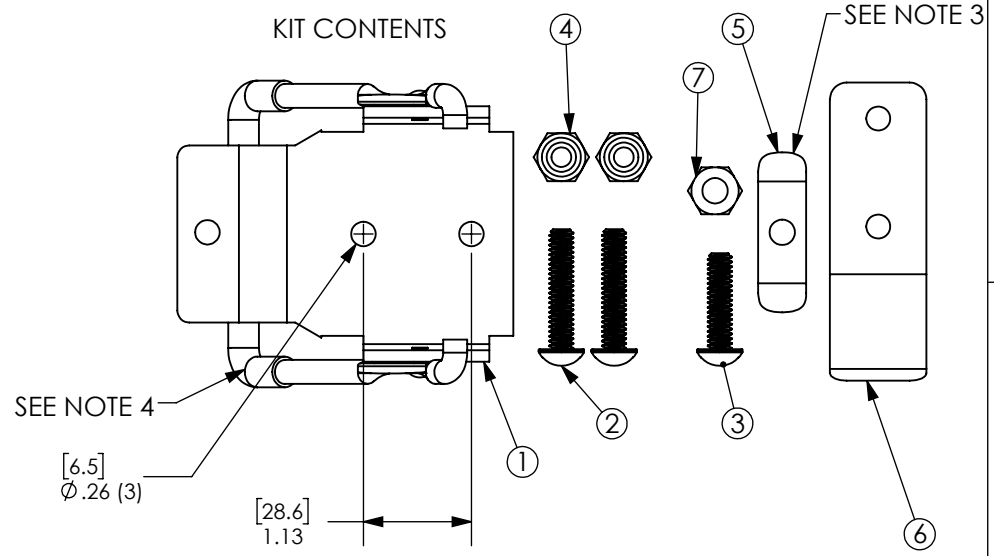
**Copyright 2016**

ANDERSON POWER PRODUCTS RESERVES THE RIGHT TO ALTER PRODUCT TYPES, THEIR TECHNICAL DATA, DIMENSION, STYLE AND ACCESSORIES WITHOUT PRIOR NOTIFICATION.

**EXPLODED VIEW OF ASSEMBLY ON CONNECTOR**



**KIT CONTENTS**



ITEM	QTY.	DESCRIPTION
1	1	SB175 LOCKING PLATE AND HANDLE ASSEMBLY
2	2	MACHINE SCREW- 1/4-20 X 1-1/4, SLOTTED
3	1	MACHINE SCREW- 1/4-20 X 1, SLOTTED
4	2	1/4-20 HEAVY NYLON INSERT LOCKNUT
5	1	CABLE CLAMP
6	1	TENSIONER SPRING
7	1	1/4-20 HEX NUT (THIN)

**NOTES:**

- MATERIAL: PLATED STEEL
- HARDWARE INCLUDED FOR ATTACHMENT AS SHOWN
- ITEM EPOXY DIPPED RED
- HANDLE VINYL DIPPED RED
- USE WITH 924 OR 924G1

DIMENSIONS ARE IN:	INCH [MM]	<b>APPROVALS</b>	
UNLESS OTHERWISE STATED		<b>DRAWN</b>	
TOLERANCES:		CMS	7/11/2016
DECIMALS (INCH)	DECIMALS (MM)	<b>CHECKED</b>	
.XX ± .02	.X ± .5	CPD	7/12/2014
ANGLES ±2°		<b>PM APPRV</b>	
SURFACE FINISH:		STH	7/13/2016
MACHINED	128µin [3.2µ]	<b>QC APPRV</b>	
MOLDED	64µin [1.6µ]	UFN	7/12/2016
<b>MATERIAL:</b>		<b>ENG APPRV</b>	
SEE NOTES		CLY	7/13/2016
<b>FINISH:</b>			
SEE NOTES			

**ANDERSON POWER PRODUCTS**

**TITLE**

MANUAL RELEASE- LOCKING HALF FOR SB175 CATALOG NO. 923G1

**SIZE** A **DWG NO.** 115372S1 **REV.** 2

REV.	DESCRIPTION	APPRV	DATE
2	ECN 2020-0062- REVISE EXPLODED VIEW AND COMPONENTS	CMS	10/1/2020
1	ECN 2018-0212 - ADDED HOLE SIZE AND LOCATION	CPD	11/5/2018

REVISIONS

3rd ANGLE PROJECTION

-CAD GENERATED DRAWING- DO NOT MANUALLY UPDATE DO NOT SCALE