

8 7 6 5 4 3 2 1

THE INFORMATION CONTAINED IN THIS DRAWING IS THE SOLE PROPERTY OF ANDERSON POWER PRODUCTS. ANY REPRODUCTION IN PART OR WHOLE WITHOUT THE WRITTEN PERMISSION OF ANDERSON POWER PRODUCTS IS PROHIBITED.

Copyright 2016

ANDERSON POWER PRODUCTS RESERVES THE RIGHT TO ALTER PRODUCT TYPES, THEIR TECHNICAL DATA, DIMENSION, STYLE AND ACCESSORIES WITHOUT PRIOR NOTIFICATION.

D

C

B

A

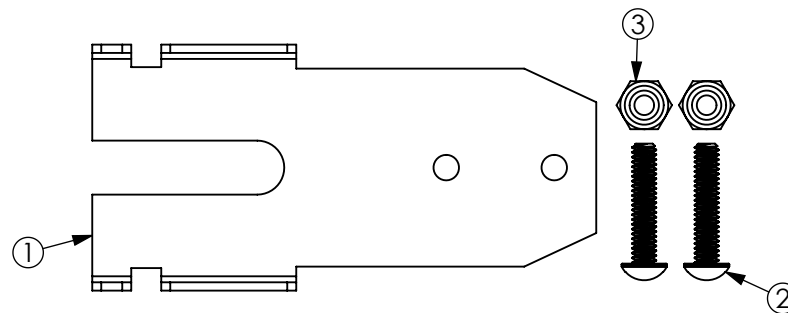
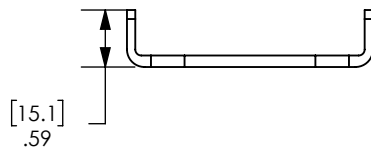
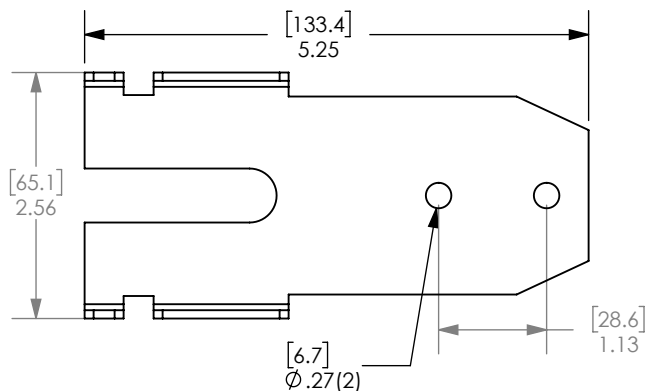
D

C

B

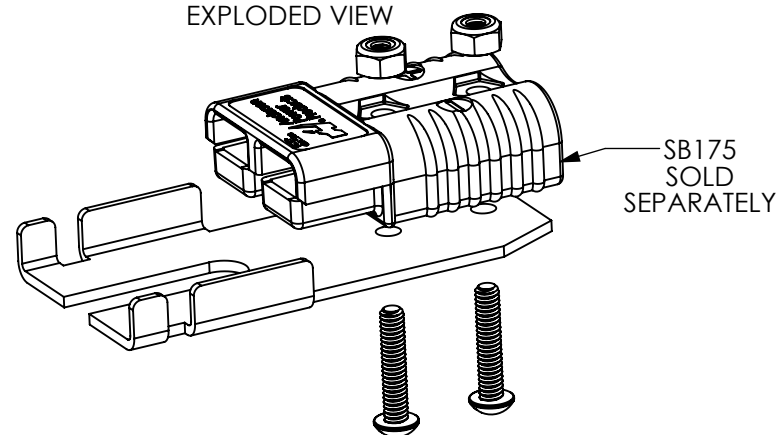
A

MOUNTING PLATE



ITEM	QTY.	DESCRIPTION
1	1	MOUNTING PLATE SB175
2	2	MACHINE SCREW- 1/4-20 X 1-1/4, SLOTTED
3	2	1/4-20 HEAVY NYLON INSERT LOCKNUT

EXPLODED VIEW



NOTES:

- MATERIAL:
MOUNTING PLATE: STEEL EPOXY DIPPED RED
HARDWARE: PLATED STEEL
- HARDWARE INCLUDED FOR ATTACHMENT AS SHOWN

DIMENSIONS ARE IN:	INCH [MM]	APPROVALS			ANDERSON POWER PRODUCTS		
UNLESS OTHERWISE STATED		DRAWN	7/15/2016		TITLE		
TOLERANCES:		CHECKED	7/18/2016	MOUNTING HALF 175A MANUAL RELEASE CATALOG NO. 924G1			
DECIMALS (INCH)	DECIMALS (MM)	ANGLES					
.XX ±.02	.X ±.5	±2°					
SURFACE FINISH:		MKT APPRV	7/18/2016	SIZE			
MACHINED	128µin [3.2µ]	STH					
MOLDED	64µin [1.6µ]	QC APPRV	7/18/2016	NONE		115373S1	
MATERIAL:		ENG APPRV	7/18/2016	SCALE		CADFILE	
SEE NOTES		CLY		NONE		04271	
FINISH:		-CAD GENERATED DRAWING- DO NOT MANUALLY UPDATE DO NOT SCALE		SHEET		1 OF 1	
RED EPOXY							

REV.	DESCRIPTION	APPRV	DATE
REVISIONS			

8 7 6 5 4 3 2 1