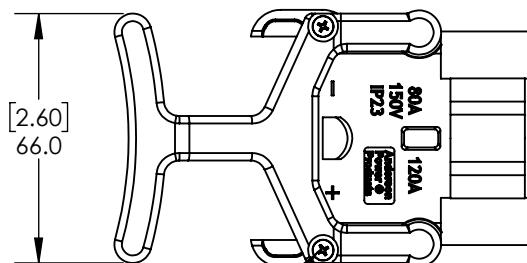
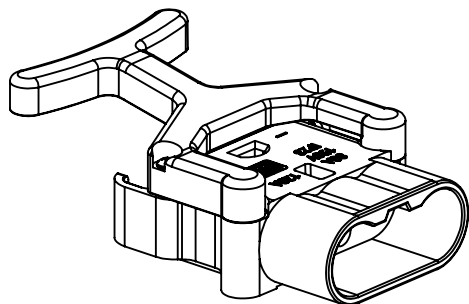


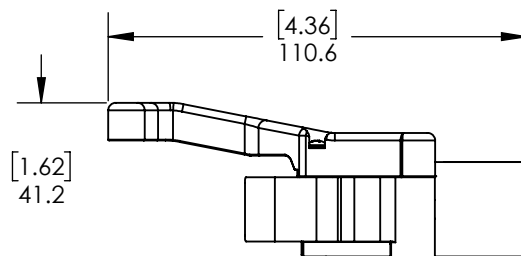
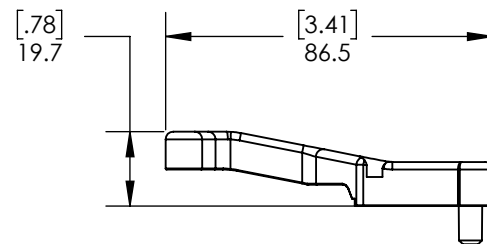
THE INFORMATION CONTAINED IN THIS DRAWING IS THE SOLE PROPERTY OF ANDERSON POWER PRODUCTS. ANY REPRODUCTION IN PART OR WHOLE WITHOUT THE WRITTEN PERMISSION OF ANDERSON POWER PRODUCTS IS PROHIBITED.

Copyright 2017

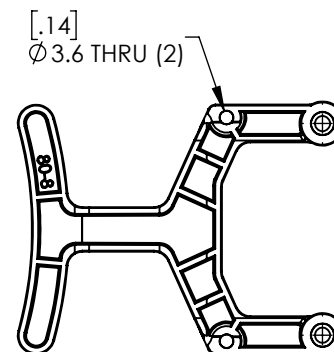
ANDERSON POWER PRODUCTS RESERVES THE RIGHT TO ALTER PRODUCT TYPES, THEIR TECHNICAL DATA, DIMENSION, STYLE AND ACCESSORIES WITHOUT PRIOR NOTIFICATION.



SELF TAPPING SCREWS (2)



MOUNTING ORIENTATION



- NOTES:
 1. KIT INCLUDES HANDLE AND (2) SELF-TAPPING SCREWS
 2. FOR USE WITH 80A DIN CONNECTORS

PART NO.	DESCRIPTION	MATERIAL	COLOR
80-89	80A HANDLE KIT	NYLON	BLACK
E80-89	E80A HANDLE KIT	PBT-PC BLEND	BLACK
80-89-R	E80A HANDLE KIT	PBT-PC BLEND	RED
80-8-R	E80A HANDLE ONLY	PBT-PC BLEND	RED

REV.	DESCRIPTION	APPRV	DATE
7	ECN 2023-0090 - REPLACED GREY NILOY WITH BLACK PBT	CPD	9/29/2023
6	ECN- 2017-0025	CMS	4/4/2017
5	ECRN 14064- UPDATE CATALOG NUMBERS	AMS	10/11/06
4	ECRN 14063- CHANGES PER ISIR 06-033A	AMS	10/2/06
3	ECRN 13963- CHANGES PER ISIR	AMS	2/16/06
2	ECRN 13948- ADD "EP" & "EN" PART NUMBERS	AMS	1/19/06
1	ECRN 13865- ADD CLEARANCE FOR CLAMPS	AMP	7/20/05

REVISIONS

DIMENSIONS ARE IN: MM [INCH]		APPROVALS		ANDERSON POWER PRODUCTS TITLE DIN 80 SERIES HANDLES FOR A80 AND E80 SERIES CONNECTORS
UNLESS OTHERWISE STATED		DRAWN	7/6/2005	
TOLERANCES:		CHECKED	7/11/2005	
DECIMALS (INCH) DECIMALS (MM) ANGLES .XX ± .015 .X ± .38 ±.5° .XXX ± .005 .XX ± .13		MFG APPRV	7/6/2005	
SURFACE FINISH:		QC APPRV	7/13/2005	SIZE A DWG NO. E80-8S1 REV. 7
MACHINED 3.2µ [128µin] ✓ MOLDED 1.6µ [64µin] ✓		ENG APPRV	7/6/2005	
MATERIAL: SEE TABLE		-CAD GENERATED DRAWING- DO NOT MANUALLY UPDATE DO NOT SCALE		SCALE 1:2
FINISH:				CADFILE 02400
3rd ANGLE PROJECTION				SHEET 1 OF 1