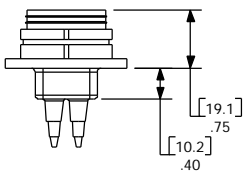
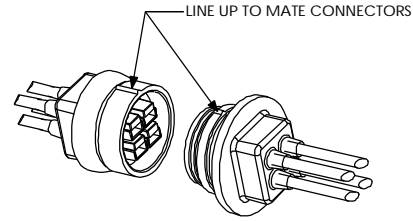
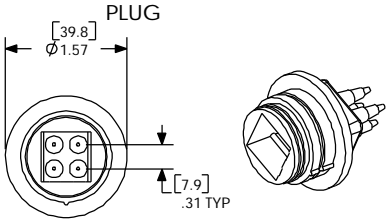


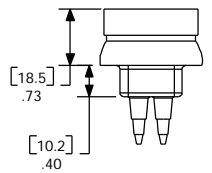
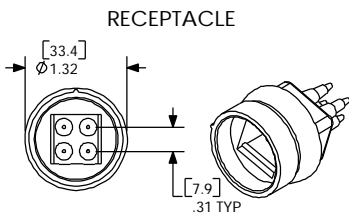
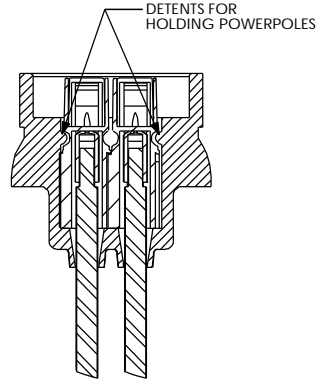
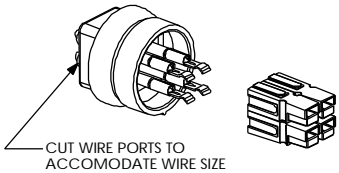
THE INFORMATION CONTAINED IN THIS DRAWING IS THE SOLE PROPERTY OF ANDERSON POWER PRODUCTS. ANY REPRODUCTION IN PART OR WHOLE WITHOUT THE WRITTEN PERMISSION OF ANDERSON POWER PRODUCTS IS PROHIBITED.

DATE	
BY:	
DESCRIPTION OF CHANGES	
REV.	



CAT. NO. 1442G1

PUSH WIRES THROUGH BOOT, SNAP CONTACTS INTO POWERPOLE HOUSINGS, THEN PULL POWERPOLE ASSEMBLY INTO BOOT.



CAT. NO. 1441G1

NOTES:
POWERPOLE HOUSINGS AND CONTACTS SOLD SEPARATELY

ITEM NO.	PART OR IDENTIFYING NO.	NOMENCLATURE OR DESCRIPTION	MATERIAL SPECIFICATION	QTY RECD
COPYRIGHT 1999 ANDERSON POWER PRODUCTS. ALL RIGHTS RESERVED. UNAUTHORIZED REPRODUCTION HEREBY PROHIBITED.				
DIMENSIONS ARE IN INCHES DIMENSIONS IN PARENTHESES [] ARE IN MILLIMETERS		CAD GENERATED DRAWING. DO NOT MANUALLY UPDATE		ANDERSON POWER PRODUCTS
TOLERANCES ARE: 2PL- ±.02 [±.5]		APPROVALS	DATE	
MATERIALS: NEOPRENE- BLK	FINISH AS MOLDED	DRAWN CMS	10/28/99	PP15/45 SPLASH RESISTANT BOOTS
		CHECKED DJD	10/29/99	
		RESP ENG UFN	11/4/99	
NEXT ASSY	USED ON	MFG ENG CHB	11/4/99	SIZE A
APPLICATION	DO NOT SCALE DRAWING	QUAL ENG RPO	11/4/99	SPECIFICATION 114205S1
		SCALE NONE		REV. 0
			CADFILES/01134	SHEET 1 OF 1