

THE INFORMATION CONTAINED IN THIS DRAWING IS THE SOLE PROPERTY OF ANDERSON POWER PRODUCTS. ANY REPRODUCTION IN PART OR WHOLE WITHOUT THE WRITTEN PERMISSION OF ANDERSON POWER PRODUCTS IS PROHIBITED.

Copyright 2011

ANDERSON POWER PRODUCTS RESERVES THE RIGHT TO ALTER PRODUCT TYPES, THEIR TECHNICAL DATA, DIMENSION, STYLE AND ACCESSORIES WITHOUT PRIOR NOTIFICATION.

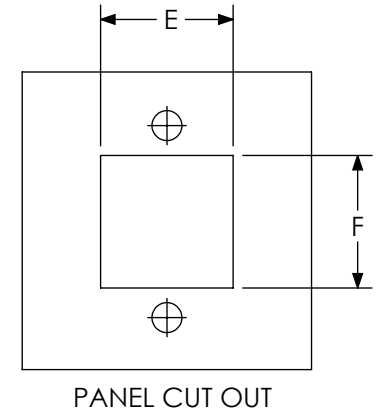
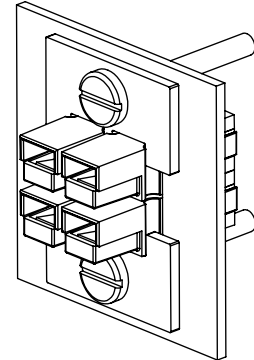
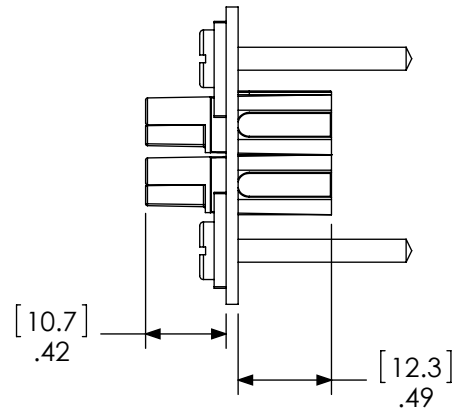
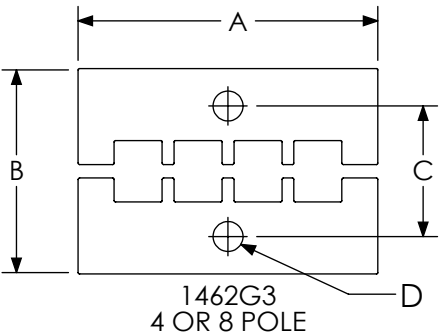
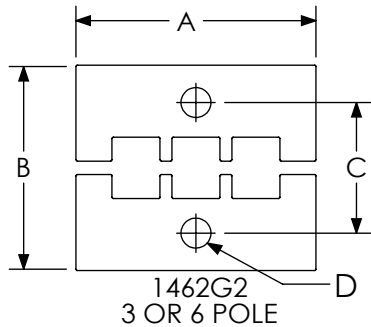
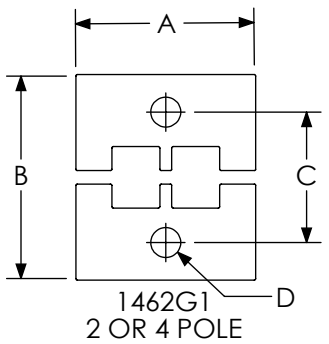


TABLE OF MOUNTING CLAMPS FOR PP15/45

CAT. NO.	# OF POLES	A		B		C		D		E		F	
		IN	MM	IN	MM	IN	MM	IN	MM	IN	MM	IN	MM
1462G1	2	0.94	23.9	1.06	26.9	0.68	17.3	0.156	4.00	0.69	17.5	0.38	9.7
	4	0.94	23.9	1.38	35.0	1.00	25.4	0.156	4.00	0.69	17.5	0.69	17.5
1462G2	3	1.25	31.7	1.06	26.9	0.68	17.3	0.156	4.00	1.00	25.4	0.38	9.7
	6	1.25	31.7	1.38	35.0	1.00	25.4	0.156	4.00	1.00	25.4	0.69	17.5
1462G3	4	1.56	39.6	1.06	26.9	0.68	17.3	0.156	4.00	1.31	33.3	0.38	9.7
	8	1.56	39.6	1.38	35.0	1.00	25.4	0.156	4.00	1.31	33.3	0.69	17.5

NOTES:
1. MOUNTING CLAMPS SOLD IN PAIRS, SCREWS NOT INCLUDED

REV.	DESCRIPTION	APPRV	DATE
4	ECRN-15004	TWE	10/31/11
3	ECRN-15001	TWE	10/28/11
2	ECRN-15000	TWE	10/26/11
1	ECRN-13410 ADDED PANEL CUTOUT DIMS	CMS	7/17/2001

REVISIONS

DIMENSIONS ARE IN:	INCH [MM]	APPROVALS		<p>ANDERSON POWER PRODUCTS</p> <p>TITLE</p> <p>MOUNTING CLAMPS FOR PP15/45</p>
UNLESS OTHERWISE STATED		DRAWN	CMS 11/3/1999	
TOLERANCES:		CHECKED	DJD 11/3/1999	
DECIMALS (INCH) .XX ± .02		MFG APPRV	CHB 11/8/1999	
		QC APPRV	RPO 11/8/1999	
SURFACE FINISH:		ENG APPRV	UFN 11/4/1999	
MACHINED 128µin [3.2µ]		SIZE	A	
MOLDED 64µin [1.6µ]		DWG NO.	114208S1	
MATERIAL: AL-.06" THK		REV.	4	
FINISH: NONE		SCALE	NONE	
		CADFILE	01138	
-CAD GENERATED DRAWING- DO NOT MANUALLY UPDATE DO NOT SCALE		SHEET	1 OF 1	