

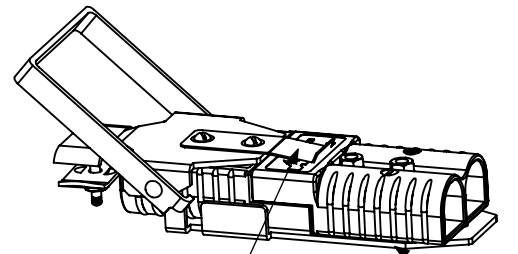
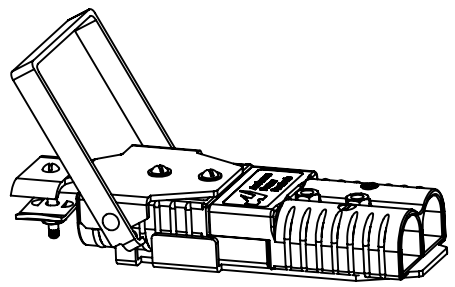
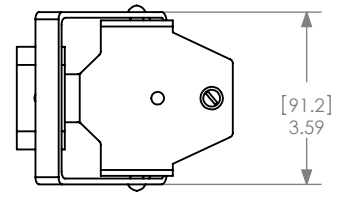
THE INFORMATION CONTAINED IN THIS DRAWING IS THE SOLE PROPERTY OF ANDERSON POWER PRODUCTS. ANY REPRODUCTION IN PART OR WHOLE WITHOUT THE WRITTEN PERMISSION OF ANDERSON POWER PRODUCTS IS PROHIBITED.

Copyright 1999

ANDERSON POWER PRODUCTS RESERVES THE RIGHT TO ALTER PRODUCT TYPES, THEIR TECHNICAL DATA, DIMENSION, STYLE AND ACCESSORIES WITHOUT PRIOR NOTIFICATION.

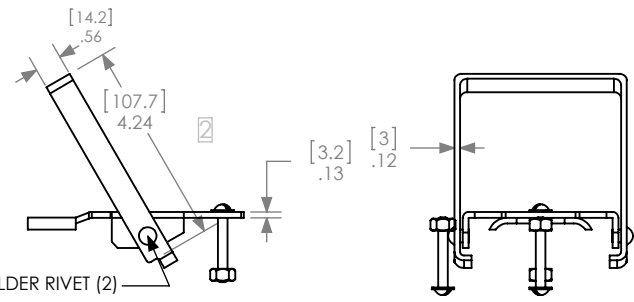
CLOSED POSITION

OPEN POSITION



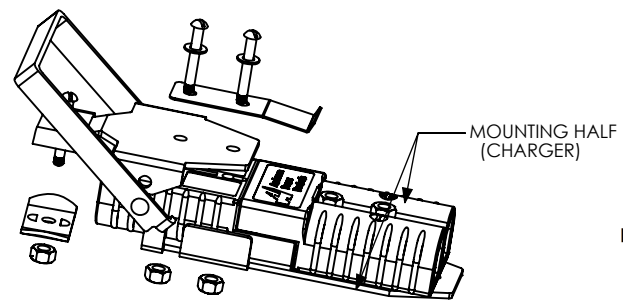
LOCK-OUT SPRING PREVENTS UNINTENTIONAL CONNECTION

MOUNTING HALF (TRUCK OR CHARGER)

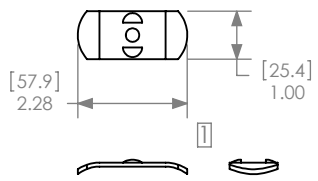


SHOULDER RIVET (2)

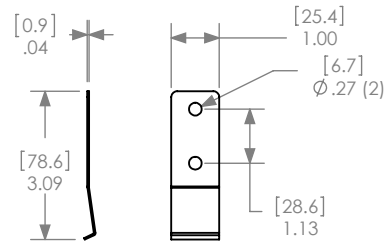
CABLE CLAMP



MOUNTING HALF (CHARGER)



LOCK-OUT SPRING



- NOTES
 1. MATERIALS:
 PLATE AND HANDLE- #11 GA (.120") HOT ROLLED STEEL, PICKLED AND OILED
 LOCK-OUT SPRING- .035"THK 1075 CARBON STEEL
 CABLE CLAMP- COLD ROLLED STEEL .083", #4 TEMPER
 2. FINISH- ELECTROSTATIC POWDER COAT EPOXY- CRIMSON
 3. USE WITH CATALOG NUMBER 922G1 (MOUNTING HALF)
 4. CONNECTOR SOLD SEPARATELY

COMPONENTS FOR SB350 MANUAL RELEASE LOCKING HALF WITH INTEGRAL CABLE CLAMP

COMPONENT	QTY
LOCKING HALF PLATE	1
HANDLE	1
LOCK-OUT SPRING	1
CABLE CLAMP	1
SCREWS	3
WASHERS	3
NUTS	3

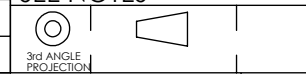
DIMENSIONS ARE IN:	MM [INCH]
UNLESS OTHERWISE STATED	
TOLERANCES:	
DECIMALS (INCH)	DECIMALS (MM) ANGLES
.XX ± .02	.X ± .5 ± 2°
SURFACE FINISH:	
MACHINED	3.2µ [128µin]
MOLDED	1.6µ [64µin]
MATERIAL: SEE NOTES	
FINISH: SEE NOTES	

APPROVALS	
DRAWN	CMS 10/15/1999
CHECKED	DJD 10/27/1999
MFG APPRV	CHB 11/1/1999
QC APPRV	RPO 11/1/1999
ENG APPRV	UFN 10/28/1999



TITLE
 CATALOG NUMBER 919
 SB350 MANUAL RELEASE
 LOCKING HALF HARDWARE
 WITH CABLE CLAMP

REV.	DESCRIPTION	APPRV	DATE
2	ECRN-15187 COMMON HANDLE DIMENSION 919,919G1	TWE	6/26/2012
1	ECRN-14849 CLAMP THICKNESS DIMENSION	TWE	3/8/11



-CAD GENERATED DRAWING-
 DO NOT MANUALLY UPDATE
 DO NOT SCALE

SIZE	A	DWG NO.	114200S2	REV.	2
SCALE	NONE	CADFILE	01130	SHEET	1 OF 1

REVISIONS