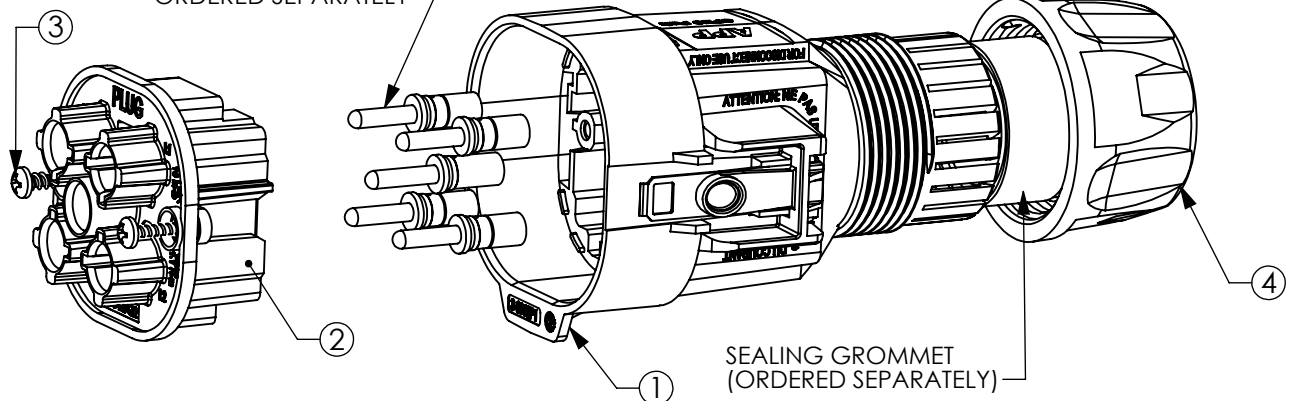


THE INFORMATION CONTAINED IN THIS DRAWING IS THE SOLE PROPERTY OF ANDERSON POWER PRODUCTS. ANY REPRODUCTION IN PART OR WHOLE WITHOUT THE WRITTEN PERMISSION OF ANDERSON POWER PRODUCTS IS PROHIBITED.

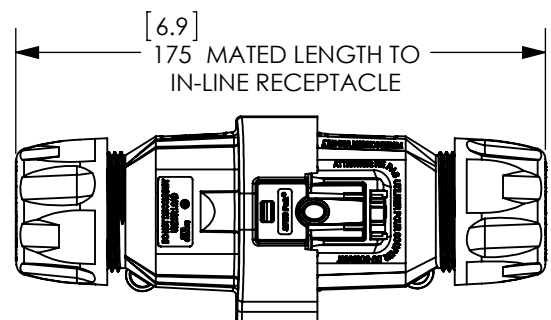
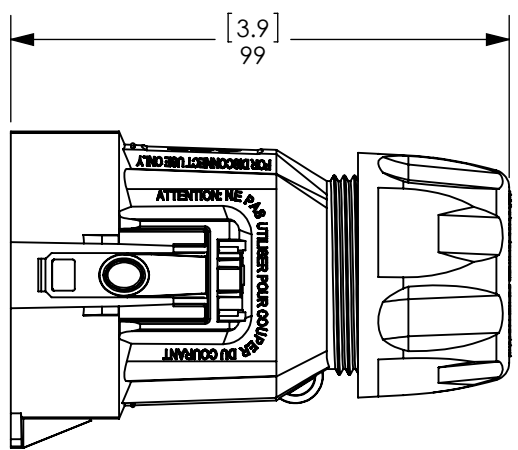
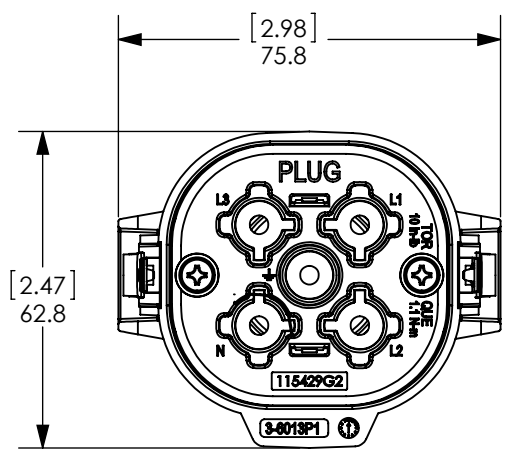
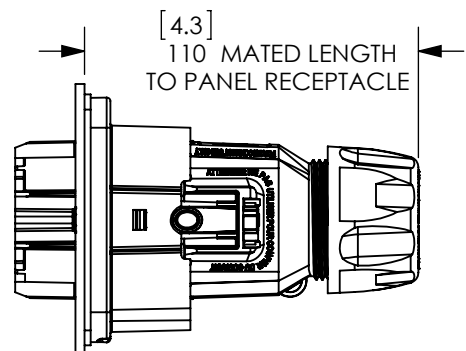
Copyright 2015

ANDERSON POWER PRODUCTS RESERVES THE RIGHT TO ALTER PRODUCT TYPES, THEIR TECHNICAL DATA, DIMENSION, STYLE AND ACCESSORIES WITHOUT PRIOR NOTIFICATION.

POWER DRAWER CONTACTS ORDERED SEPARATELY



COMPONENTS INCLUDED		
ITEM	QTY	DESCRIPTION
1	1	PLUG SHELL WITH LATCHES
2	1	5 POSITION PLUG HOLDER FOR POWER DRAWER CONTACTS (P/N 115429G2)
3	2	M3.5 SELF-TAPPING SCREWS
4	1	SEAL NUT



KIT PART NO. SK6-076D05

NOTES:

- MATERIALS:
 PLUG SHELL- PBT, BLACK
 LATCHES- STAINLESS STEEL
 HOLDER - PBT, BLACK
 SCREWS- STEEL, ZINC PLATE
 NUT - PBT, BLACK
- FOR USE WITH POWER DRAWER CONTACTS (ORDERED SEPARATELY)
- REFER TO ASSEMBLY INSTRUCTIONS (1S6637)

DIMENSIONS ARE IN:	MM [INCH]
UNLESS OTHERWISE STATED	
TOLERANCES:	
DECIMALS (INCH)	DECIMALS (MM) ANGLES
.XX ± .02	.X ± .5 ± 2°
SURFACE FINISH:	
MACHINED	3.2µ [128µin] ✓
MOLDED	1.6µ [64µin] ✓
MATERIAL: SEE NOTES	
FINISH:	

APPROVALS	
DRAWN	NTS 3/19/2015
CHECKED	
MFG APPRV	
QC APPRV	
ENG APPRV	

ANDERSON POWER PRODUCTS

TITLE
**MID POWER SPEC PAK®
 5 POSITION
 PLUG KIT**

SIZE A DWG NO. 115161S4 REV. B

REV.	DESCRIPTION	APPRV	DATE
REVISIONS			

	-CAD GENERATED DRAWING- DO NOT MANUALLY UPDATE DO NOT SCALE	SCALE NONE	CADFILE 04487	SHEET 1 OF 1
--	---	------------	---------------	--------------