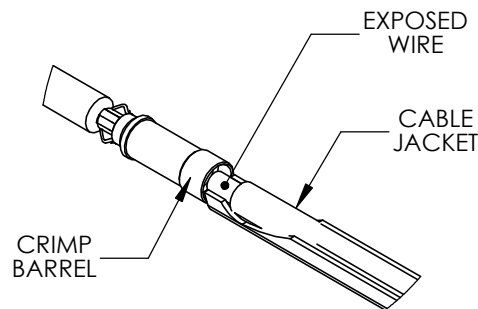
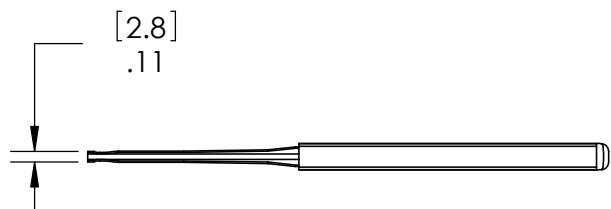
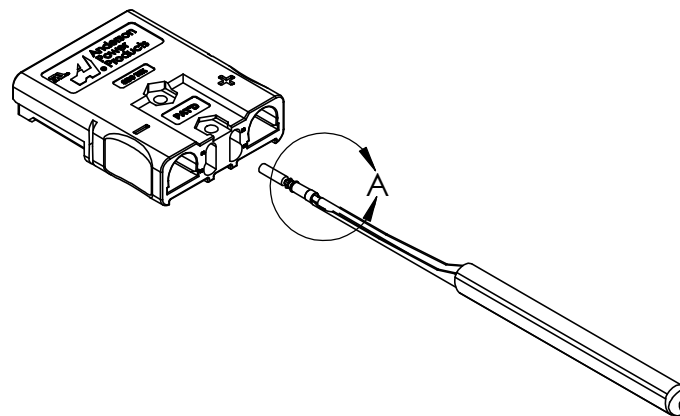
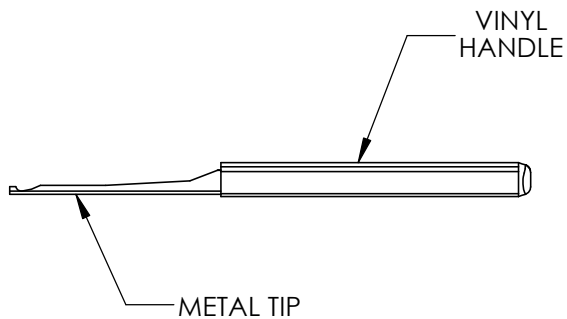


THE INFORMATION CONTAINED IN THIS DRAWING IS THE SOLE PROPERTY OF ANDERSON POWER PRODUCTS. ANY REPRODUCTION IN PART OR WHOLE WITHOUT THE WRITTEN PERMISSION OF ANDERSON POWER PRODUCTS IS PROHIBITED.

Copyright 2009

ANDERSON POWER PRODUCTS RESERVES THE RIGHT TO ALTER PRODUCT TYPES, THEIR TECHNICAL DATA, DIMENSION, STYLE AND ACCESSORIES WITHOUT PRIOR NOTIFICATION.



**DETAIL A**  
**SCALE 2 : 1**

INSERTION INSTRUCTIONS:

1. POSITION TOOL SUCH THAT THE CURVED TIP CRADLES EXPOSED WIRE BETWEEN CONTACT CRIMP BARREL AND CABLE JACKET.
2. GRIP VINYL HANDLE AND PUSH CONTACT FIRMLY INTO HOUSING. UNTIL IT SNAPS IN PLACE.
3. POSITION THE TOOL AT A SLIGHT UPWARDS ANGLE AND PULL BACK GENTLY, REMOVING THE TOOL FROM THE HOUSING.
4. CONFIRM THAT THE CONTACT HAS BEEN INSTALLED CORRECTLY BY TWISTING THE CABLE; THE CONTACT SHOULD ROTATE FREELY.

|                             |               |           |         |                         |   |          |
|-----------------------------|---------------|-----------|---------|-------------------------|---|----------|
| DIMENSIONS ARE IN: INCH[MM] |               | APPROVALS |         | ANDERSON POWER PRODUCTS |   |          |
| UNLESS OTHERWISE STATED     |               | DRAWN     | AMS     | 10/29/09                | TITLE<br>SBS75X AUX. CONTACT INSERTION TOOL |          |
| TOLERANCES:                 |               | CHECKED   | DJD     | 10/29/09                |   |          |
| DECIMALS (INCH)             | DECIMALS (MM) | ANGLES    | MFG APP | CHB                     |   | 10/29/09 |
| .XX ±.02                    | .X ±.5        | ±2°       | QC APP  | UFN                     |   | 10/29/09 |
| SURFACE FINISH:             |               | ENG APP   | BD      | 10/29/09                | SIZE  |          |
| MACHINED                    | 128 [3.2]     |           |         |                         | A/A4  |          |
| MOLDED                      | 64 [1.6]      |           |         |                         | DWG NO.                                     |          |
| MATERIAL:                   |               |           |         |                         | 111038S3                                    |          |
| FINISH:                     |               |           |         |                         | REV.  |          |
|                             |               |           |         |                         | 0   |          |
|                             |               |           |         |                         | SCALE                                       |          |
|                             |               |           |         |                         | NONE  |          |
|                             |               |           |         |                         | CADFILE                                     |          |
|                             |               |           |         |                         | 02965                                       |          |
|                             |               |           |         |                         | SHEET                                       |          |
|                             |               |           |         |                         | 1 OF 1                                      |          |

|      |                        |          |       |
|------|------------------------|----------|-------|
| *    | *****                  | ***      | ***** |
| REV. | DESCRIPTION OF CHANGES | APPROVED | DATE  |



CAD GENERATED DRAWING  
DO NOT MANUALLY UPDATE  
DO NOT SCALE